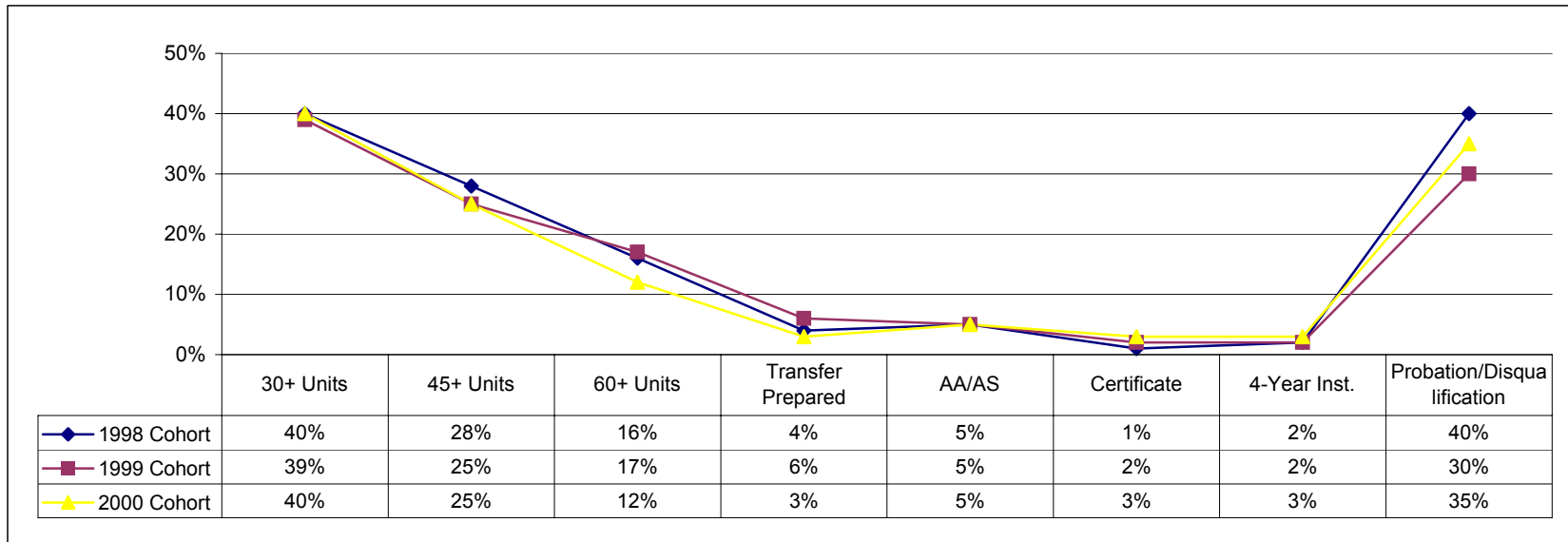


Benchmarks of Achievement for Students who Enroll in Basic Skills Courses (Cohorts tracked for three years)

	# Students	30+ Units	45+ Units	60+ Units	Transfer Prepared	AA/AS	Certificate	4-Year Inst.	Probation/Disqualification
1998 Cohort									
Enroll in Basic Skills	260	40%	28%	16%	4%	5%	1%	2%	40%
Enroll in Basic Skills English	142	25%	18%	7%	2%	5%	2%	2%	41%
Enroll in Basic Skills Math	174	40%	27%	16%	4%	6%	2%	2%	43%
1999 Cohort									
Enroll in Basic Skills	268	39%	25%	17%	6%	5%	2%	2%	30%
Enroll in Basic Skills English	162	43%	26%	16%	4%	4%	1%	3%	32%
Enroll in Basic Skills Math	157	34%	20%	15%	6%	7%	1%	1%	30%
2000 Cohort									
Enroll in Basic Skills	293	40%	25%	12%	3%	5%	3%	3%	35%
Enroll in Basic Skills English	158	44%	27%	16%	5%	4%	3%	2%	39%
Enroll in Basic Skills Math	186	37%	23%	11%	1%	4%	3%	3%	32%

Cohorts based on first-time degree, certificate, or transfer seeking students in fall 1998, 1999, and 2000. Outcomes are based on results for 3 years.



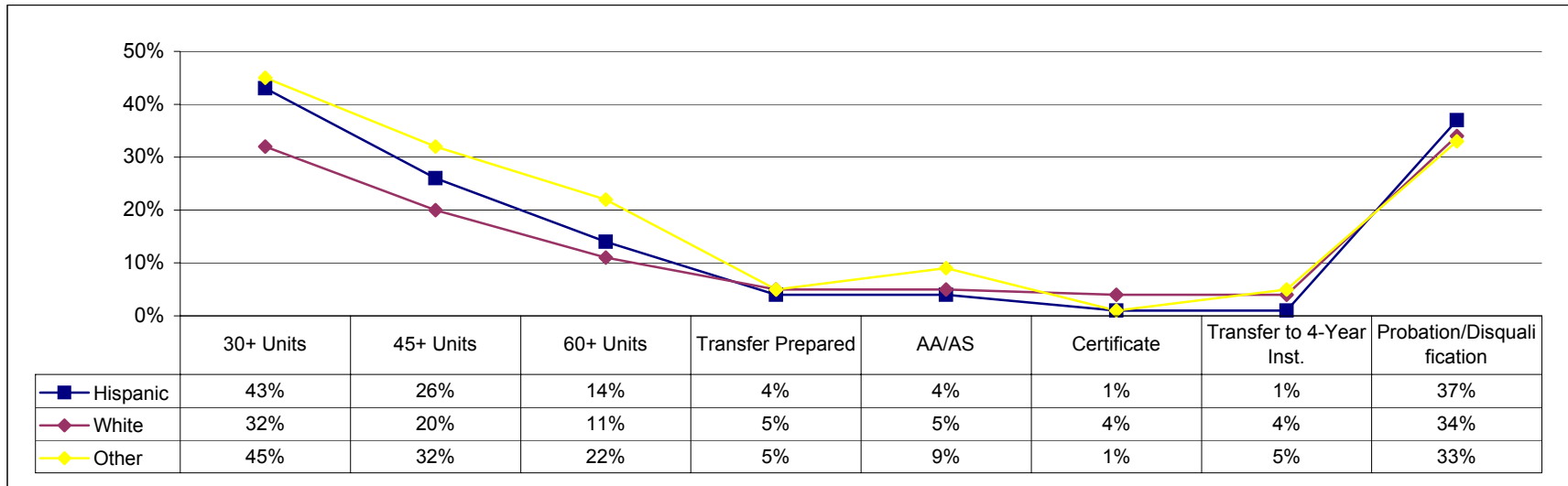
ESL courses are not included in this report.

Source: Chancellors Office - Student Right to Know Data (SRTK) expanded data sets

Benchmarks of Achievement for Students who Enroll in Basic Skills Courses: *by Ethnicity*
(Cohorts tracked for three years)

Ethnicity	# Students	% Students	30+ Units	45+ Units	60+ Units	Transfer Prepared	AA/AS	Certificate	Transfer to 4-Year Inst.	Probation/Disqualification
Asian	17	2%	59%	47%	29%	11%	11%	0%	11%	17%
Black	39	5%	51%	46%	36%	10%	15%	0%	7%	25%
Filipino	16	2%	44%	31%	25%	6%	12%	6%	0%	43%
Native American	11	1%	36%	18%	18%	9%	9%	0%	0%	27%
Other Non-White	11	1%	27%	18%	9%	0%	0%	0%	0%	54%
Pacific Islander	9	1%	33%	22%	0%	0%	0%	0%	0%	33%
Unknown/Decline to State	49	6%	43%	24%	14%	0%	4%	0%	6%	36%
Hispanic	390	48%	43%	26%	14%	4%	4%	1%	1%	37%
White	268	33%	32%	20%	11%	5%	5%	4%	4%	34%
TOTAL	810	100%	40%	25%	14%	5%	5%	2%	3%	35%

*Cohort based on first-time degree, certificate, or transfer seeking students in fall 1998, 1999 and 2000. Outcomes are based on results for 3 years.



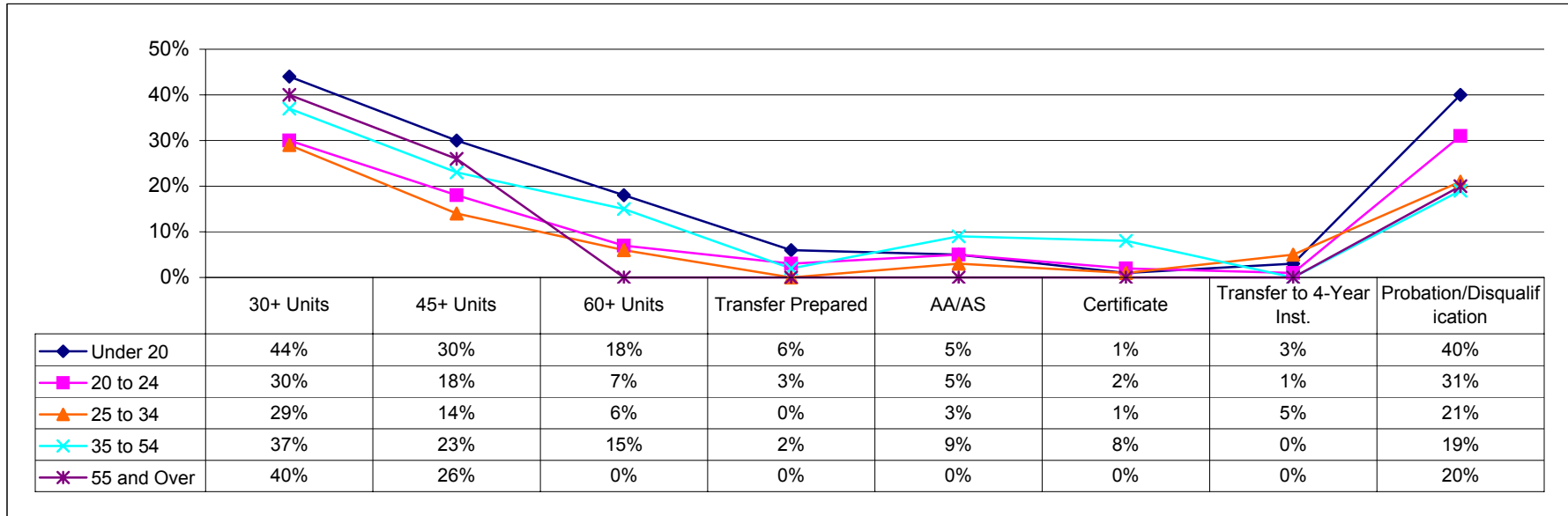
ESL courses are not included in this report.

Source: Chancellors Office - Student Right to Know Data (SRTK) expanded data sets

Benchmarks of Achievement for Students who Enroll in Basic Skills Courses by Age (Cohorts tracked for three years)

Age	# Students	% Students	30+ Units	45+ Units	60+ Units	Transfer Prepared	AA/AS	Certificate	Transfer to 4-Year Inst.	Probation/Disqualification
Under 20	531	66%	44%	30%	18%	6%	5%	1%	3%	40%
20 to 24	134	17%	30%	18%	7%	3%	5%	2%	1%	31%
25 to 34	79	10%	29%	14%	6%	0%	3%	1%	5%	21%
35 to 54	62	8%	37%	23%	15%	2%	9%	8%	0%	19%
55 and Over	5	1%	40%	26%	0%	0%	0%	0%	0%	20%
Total	810	100%	40%	26%	15%	5%	5%	2%	3%	35%

*Cohort based on first-time degree, certificate, or transfer seeking students in fall 1998, 1999, and 2000. Outcomes are based on results for 3 years.



ESL courses are not included in this report.

Source: Chancellors Office - Student Right to Know Data (SRTK) expanded data sets.